

Kent and Medway Safeguarding Adults Annual Report 2021-2022.

Appendix One – Safeguarding Data

Contents

Medway Data.....	1
1. Background to the data	1
2. New Safeguarding Concerns and Enquiries.....	2
2.1. New Concerns.....	2
2.2. New Enquiries.....	3
2.3. Demographics of Adults at Risk.....	4
3. Closed Enquires	6
3.1. Types and Location of Abuse.....	6
4. Outcomes of Closed Enquiries.....	7
4.1. Identification of Risk.....	7
4.2. Outcome	8
4.3. Making Safeguarding Personal	8
Kent County Council Data.....	9
5. Background to the data	9
6. New Safeguarding Concerns and Enquiries.....	9
6.1. New Concerns.....	9
6.2. New Enquiries.....	10
6.3. Demographics of Adults at Risk.....	10
7. Closed Enquires	12
7.1. Location of Abuse and Types.....	12
8. Outcomes of Closed Enquiries.....	12
8.1. Source of Risk	13
8.2. Risk Outcome.....	13

Medway Data

1. Background to the data

The data in this report is extracted from Medway’s electronic monitoring system – MOSAIC.

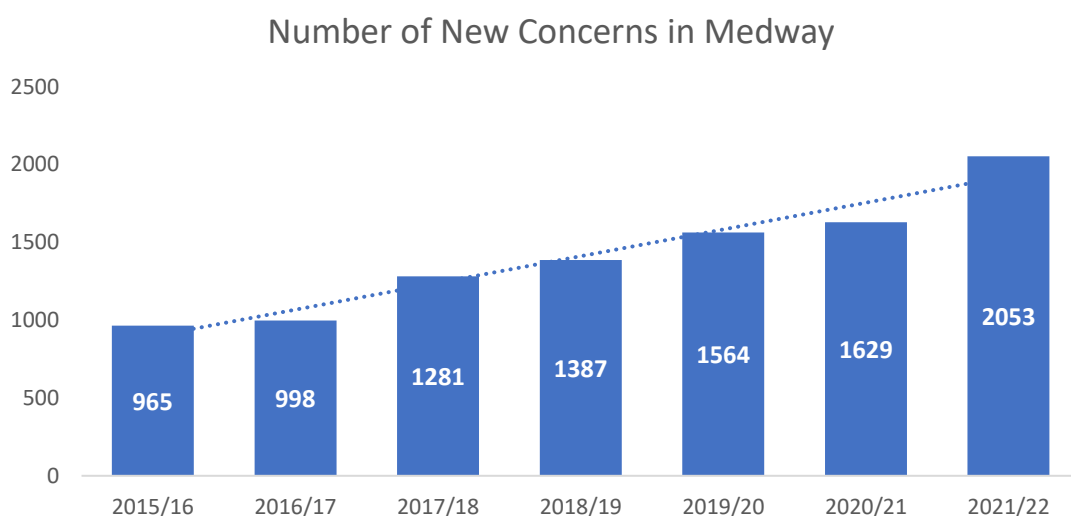
At the time of submission, the data had been submitted to NHS Digital as part of the annual statutory return for safeguarding adults the SAC (Safeguarding Adults Collection). The data submitted in the returns was awaiting validation so may be subject to minor amendment ahead of national publication

National and CIPFA comparator group data had not yet been published nationally so comparisons made below were made using 2020-21 data available.

2. New Safeguarding Concerns and Enquiries

2.1. New Concerns

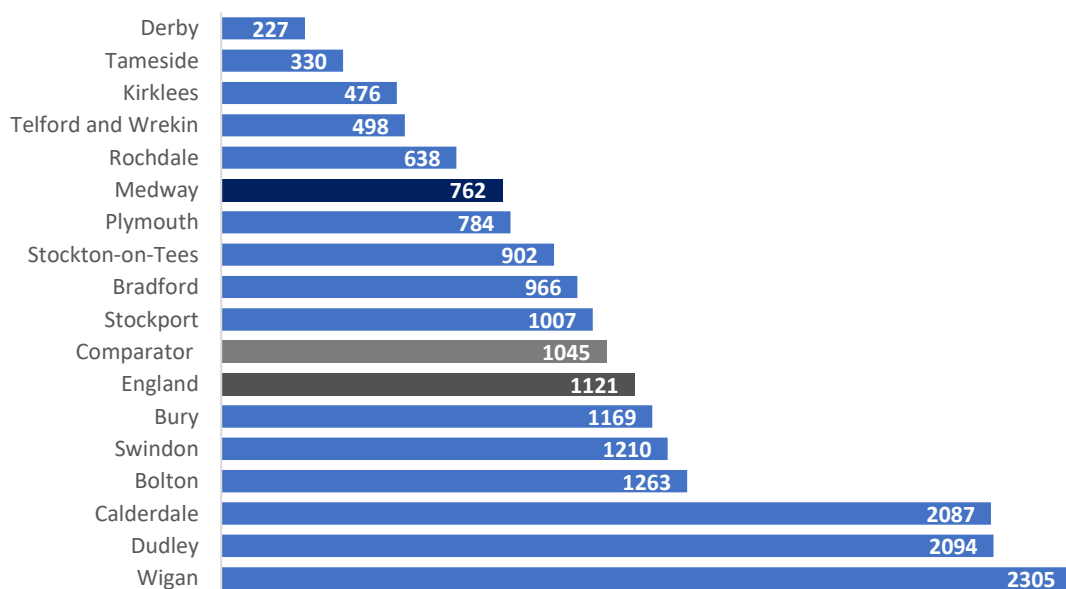
The following section looks at the number of new concerns and enquiries raised in 2021-22 and the demographics of individuals subject to a new safeguarding enquiry. The analysis covers annual trends and comparisons with other local authorities in Medway's CIPFA comparator group.



The number of new safeguarding concerns raised in Medway has seen a consistent increase since 2015-16 to 2020-21. However there has been a more significant increase, of 26%, from 2020-21 to the current reporting year (2021-22). The increase may be reflective of the easing of Covid 19 restrictions resulting in more face-to-face contact and identification of potential risk.

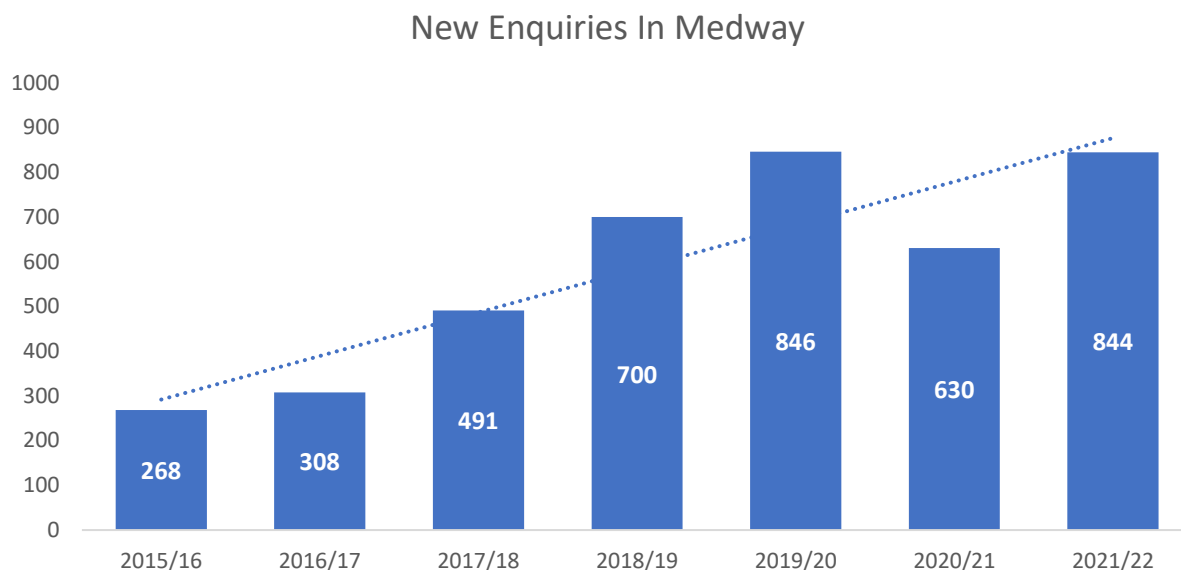
National data for 2021-22 is yet to be published however, analysis of previous reporting years shows there was a significant increase of 20% in concerns from 2018-19 to 2019-20 and then a 5% increase from 2019-20 to 2020-21. The figures from next reporting year will need to be carefully monitored to fully understand the impact of Covid 19 on incidence, reporting and recording of safeguarding concerns.

Concerns per 100,000 population - CIPFA Comparator Group



Medway ranked 6th out of the sixteen local authorities in the CIPFA comparator group for new concerns per 100,000 population in 2020-21. This was 32% below the figure seen nationally. Crime reports from the police or vulnerable adult alerts from SECAMB would be assessed before they are raised as a Concern. The outturn for 2021-22 in Medway is 956 per 100,000 which would see Medway ranked 8th, according to the available 2020-21 data from other authorities. The publication of the validated 2021-22 data will help understand Medway's new concerns in a national context.

2.2. New Enquiries



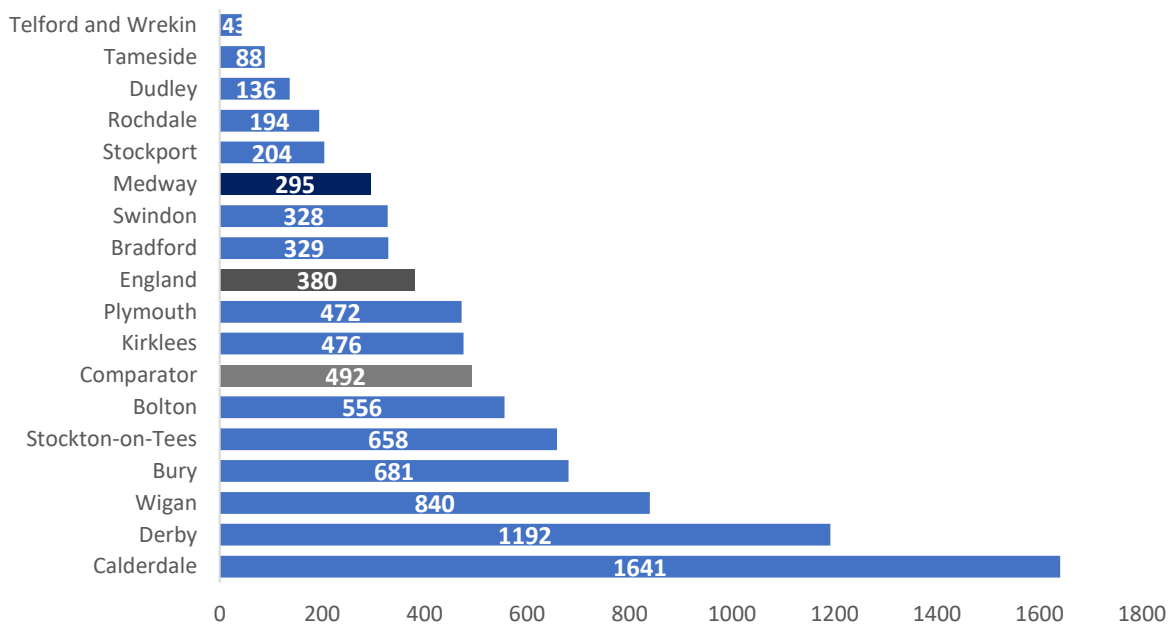
There has been a 34% increase in the number of new safeguarding enquiries raised from 2020-21. 2020-21 saw an 25% decrease from 2019-20 to 2020-21 so the increase seen in the current reporting year sees Medway return to the same figure seen before the Covid 19 pandemic. Again, careful analysis will need to be conducted to ascertain the true impact the pandemic has had on raising and recording of enquiries.

New Enquiries	2015/16	2016/17	2017/18	2018/19	2019/20	2020/21	2021/22
Section 42	262	281	408	627	727	501	724
Other	6	27	83	73	119	129	120
Total	268	308	491	700	846	630	844
% Section 42	97.8%	91.2%	83.1%	89.6%	85.8%	79.5%	85.8%

The proportions of enquiries that meet the criteria for Section 42 enquiry and those that are non-statutory have remained consistent in Medway from 2018-19, apart from in 2020-21, where the proportion dropped. The number of non-statutory enquiries remaining consistent, but the number of Section 42 enquiries decreased.

The high proportion of non-statutory enquiries is currently being investigated to ensure that these are all appropriate to be investigated as a safeguarding enquiry.

Medway Enquiries per 100,000 Population 2020-21



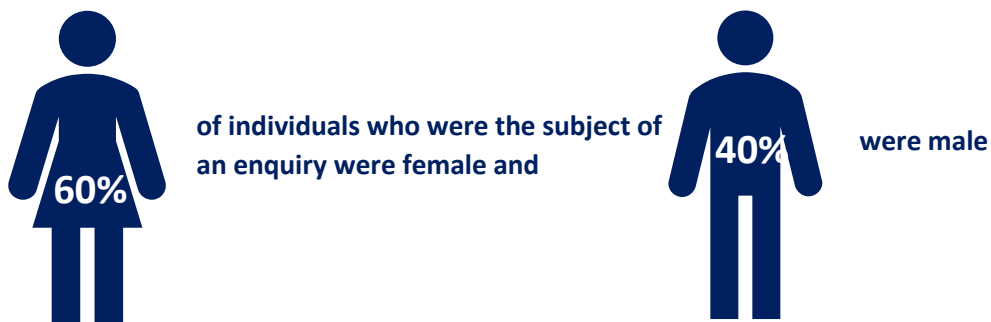
The 2020-21 of new enquiries per 100,000 sees Medway ranked sixth within the comparator group; 22% below the national figure. Medway's current enquires per 100,000 population would be 393 which would place Medway 8th according to the latest CIPFA data available (2020-21). The publication of the validated 2021-22 data will help understand Medway's new concerns in a national context.

2.3. Demographics of Adults at Risk

This section looks at the demographics of individuals subject to a new safeguarding enquiry in 2021-22.

Gender

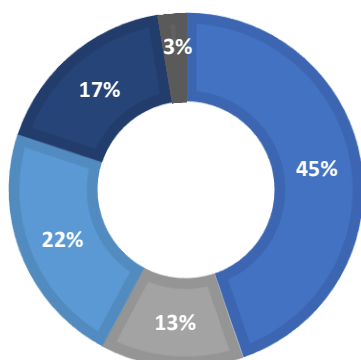
In 2021-22



There has been a consistent proportional split across genders in past reporting years

Age Group

■ 18-64 ■ 65-74 ■ 75-84 ■ 85-94 ■ 95+



45% of individuals subject of a new safeguarding enquiry were aged between 18-64 years. The remaining 55% were 65+ with the larger proportions of individuals within the 75-84 and 85-94 age groups jointly accounting for 35% of the total number of individuals.

Ethnicity

Ethnicity	2019-20	2020-21	2021-22
White	89.5%	86.4%	84.3%
Mixed / Multiple	0.5%	0.9%	1.0%
Asian / Asian British	2.5%	1.9%	1.7%
Black / African / Caribbean / Black British	1.1%	1.7%	1.5%
Other Ethnic Group	0.5%	0.9%	0.6%
Refused	0.1%	0.0%	0.3%
Undeclared / Not Known	5.7%	8.2%	10.5%

The proportional split across ethnic groups for individuals subject to a new enquiry has remained consistent over the three reporting years with between 89.5% and 84.3% being white.

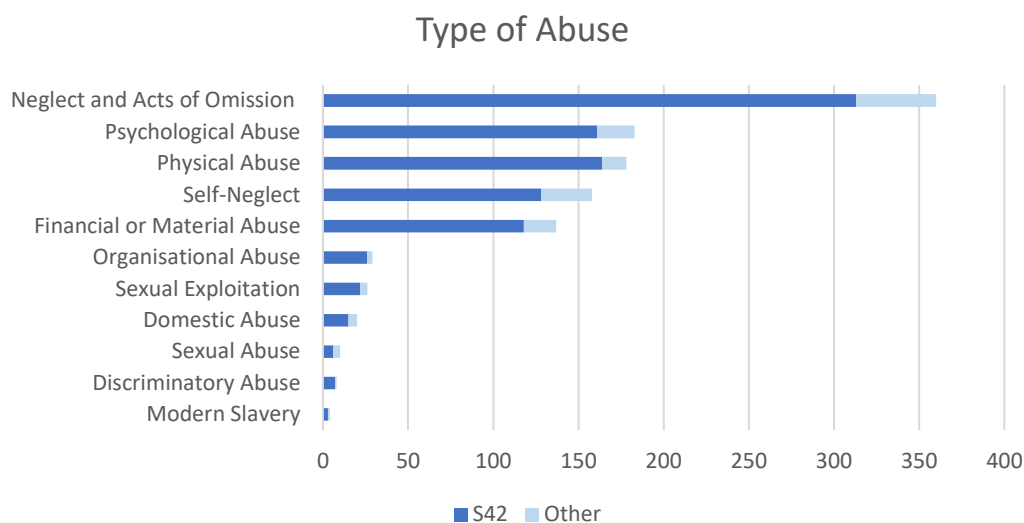
Primary Support Reason

Primary Support Reason	2019-20	2020-21	2021-22
Physical Support	42.6%	44.3%	45.3%
Sensory Support	0.3%	0.3%	1.0%
Support with Memory & Cognition	2.5%	2.9%	2.0%
Learning Disability Support	4.4%	8.2%	8.4%
Mental Health Support	1.4%	8.2%	7.2%
Social Support	1.4%	1.7%	2.6%
No Support Reason	43.5%	35.0%	33.5%
Not Known	0.0%	0.0%	0.0%

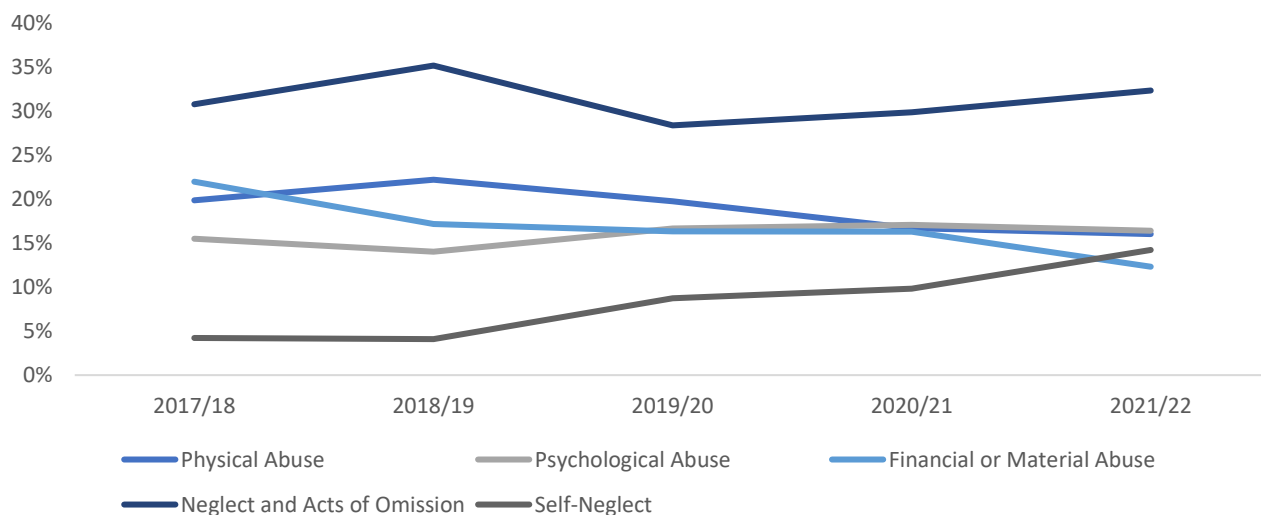
The most prevalent Primary Support Reason (PSR) over the past reporting years has been Physical Support. This includes both individuals who are supported by social services with their personal care or help with their access and mobility. The second most prevalent support reason is those who are not currently receiving direct support from Medway adults social care services. The proportion of individuals subject to a safeguarding enquiry who have a support reason of Learning Disability and Mental Health has increased in the past two reporting years.

3. Closed Enquires

3.1. Types and Location of Abuse

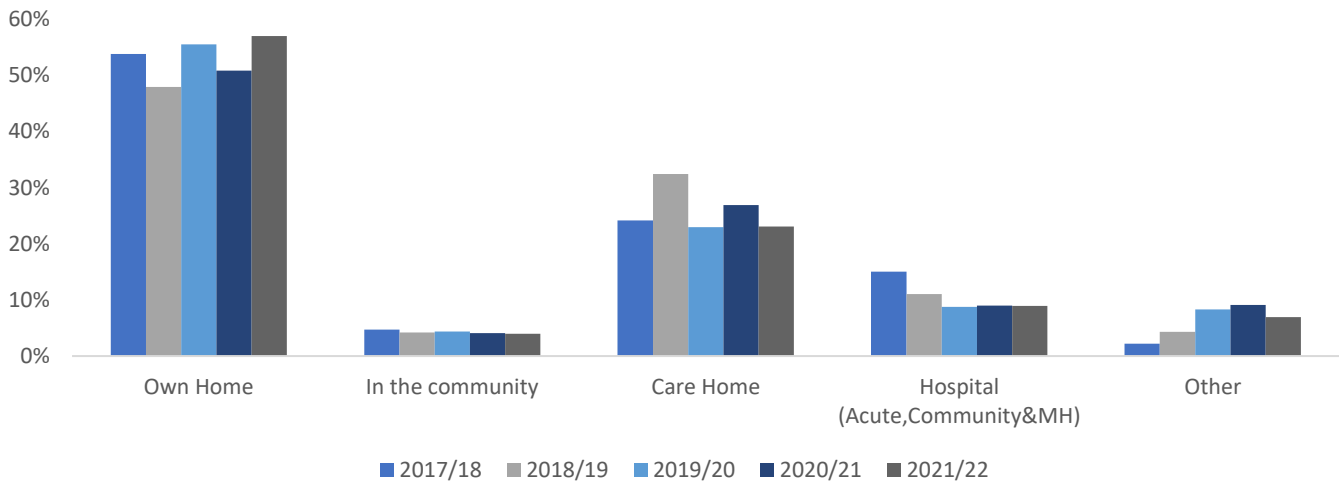


The types of abuse for closed enquiries in 2021-22 reveals that neglect and acts of omission was the most prominent reason presenting in safeguarding enquires. Psychological, physical abuse and self-neglect are the next most prevalent types of abuse reported.



Assessing the proportions of enquires related to the four main types of abuse over the past five years shows that neglect and acts of omission have always made up the the highest proportion for types of abuse. It has averaged 31% of enquiries over the time period. Both physical and financial abuse have seen a decline in proportions since 2017-18. Physical abuse makes up 17% of enquiries in 2021-22 compared to 20% in 2020-21. Financial abuse saw a significant decline from 2017-18 and has remained at 16-17% since then.

There has also been a rise in the proportion of enquiries relating to self neglect with 14% of enquiries related to this compared to 4% in 2017/18. This is reflective of a seven fold increase in actual number of enquiries where the primary reason of abuse is self neglect.

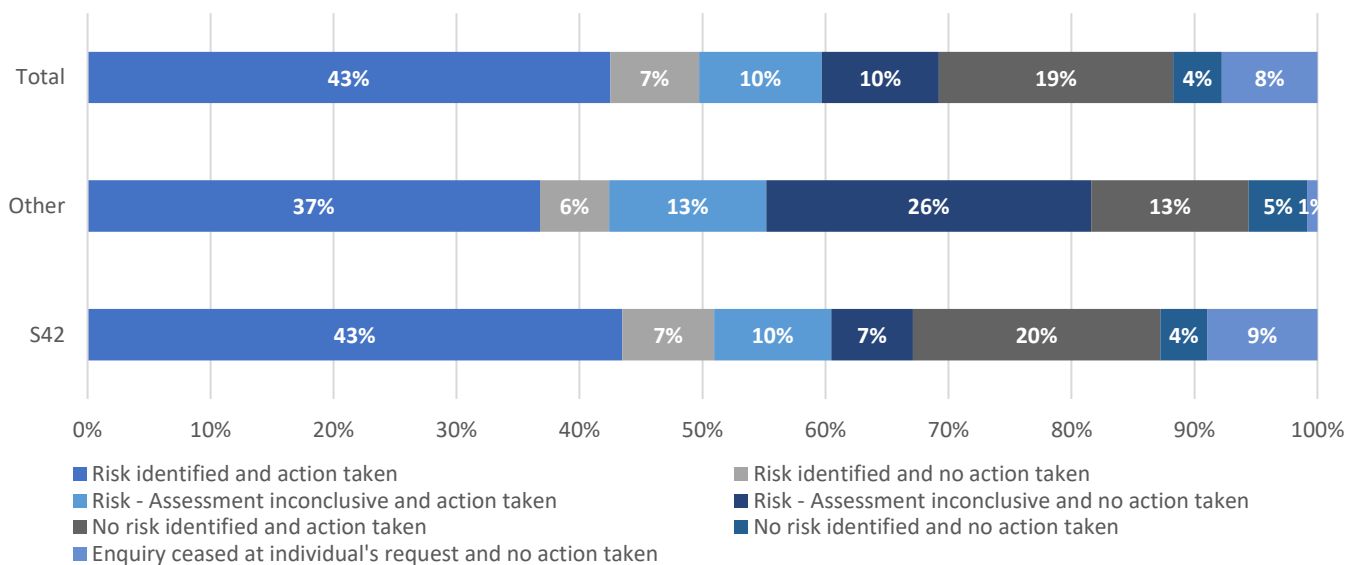


The most prevalent location of abuse has been in the victims own home. The proportion of incidents within hospital settings has seen a decline since 2017/18 reducing from 15% down to 7% in 2021-22. There has been some fluctuation in the proportions of safeguarding incidences in care homes. 2018-19 saw a peak of 32% but the average over the 5 years has been 26% with 23% of closed safeguarding enquiries having been recorded as happening within a care home.

4. Outcomes of Closed Enquiries

The following section looks at the outcomes for closed enquiries covering the identification of risk and actions taken. For those where risk was identified whether the risk remained or was reduced or removed. There are cases where risk will legitimately remain after a safeguarding enquiry has been completed e.g. an individual may want to maintain contact with a family member who was identified as a source of risk.

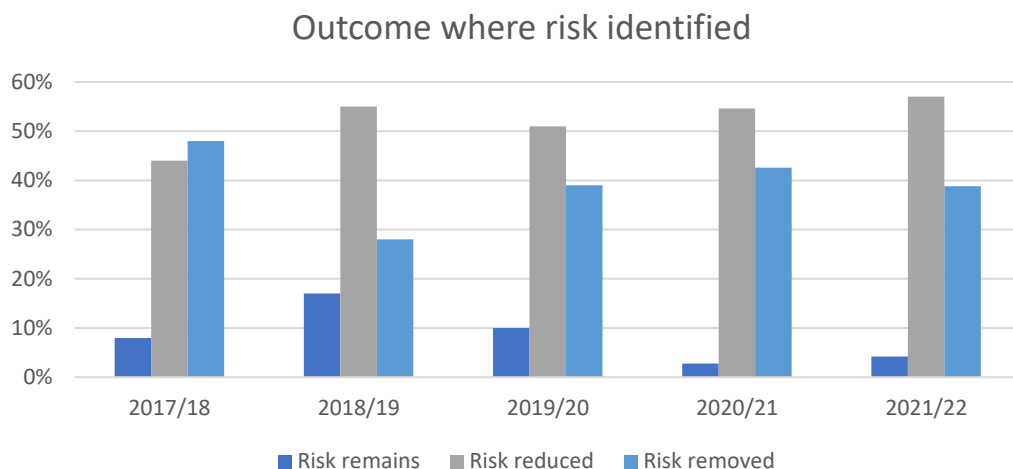
4.1. Identification of Risk



In 2021/22 50% of all closed Enquiries had a risk identified (substantiated) and 23% had no risk identified, this is in line with last year's figures of 51% and 24%. 39% of non-statutory Enquiries were inconclusive compared to 17% of S42.

72% of closed Enquiries had action taken in 2021/22 whether a risk was identified or not, up from 64% in 2020/21.

4.2. Outcome



Where a risk was identified in a closed enquiry, 39% saw the risk removed and in 57% of cases the risk was reduced. In the remaining 4% of cases the risk remained, compared to in 3% of cases in 2020/21. This still represents a significant reduction in the proportion of cases where risk remained from 2017-18 to 2019-20 where the risk remained in 8%-17% of cases.

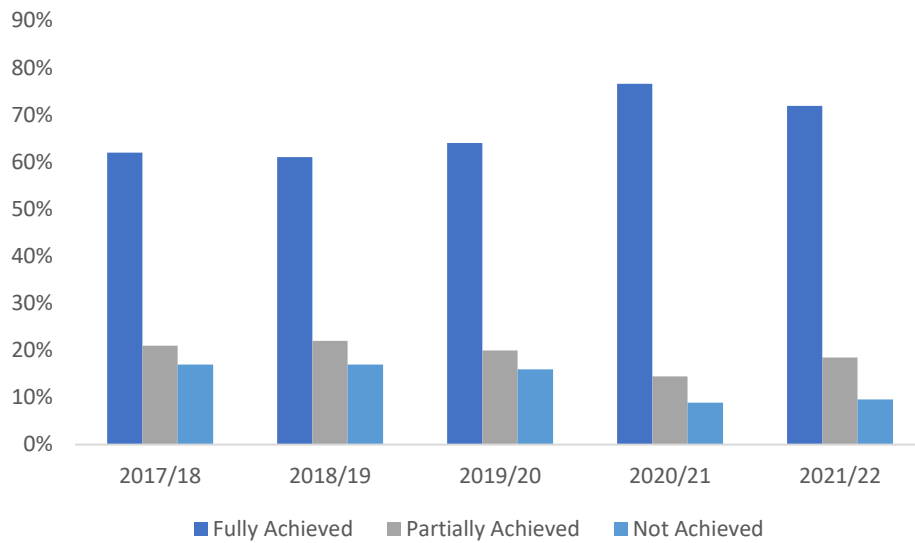
4.3. Making Safeguarding Personal

Making Safeguarding Personal aims to put the person and their desired outcomes at the centre of safeguarding enquiries so safeguarding becomes a process completed with the alleged victim as opposed to something done to them.

For any safeguarding enquiry, an individual or their representative is asked what their desired outcome of the investigation would be. Over the past 3 years an average of 74% of individuals (or their representative) were asked and expressed outcomes. An average of 22% were not asked and the remaining 4% were not recorded.

In 2021-22 for those who did express outcomes:





Over the past five years there has been a consistent decline in the proportion of those asked for their outcomes where those outcomes were not achieved and higher proportions of cases where the outcomes were fully achieved. In 2021-22 71.9% of individuals had their outcomes fully achieved, 3.8 percentage points above the currently available 2020-21 national figure of 68.1%.

Kent County Council Data

5. Background to the data

The data in this report is extracted from Kent's electronic monitoring system – MOSAIC.

The data has been submitted to NHS Digital as part of the annual statutory return for safeguarding adults, the SAC (Safeguarding Adults Collection).

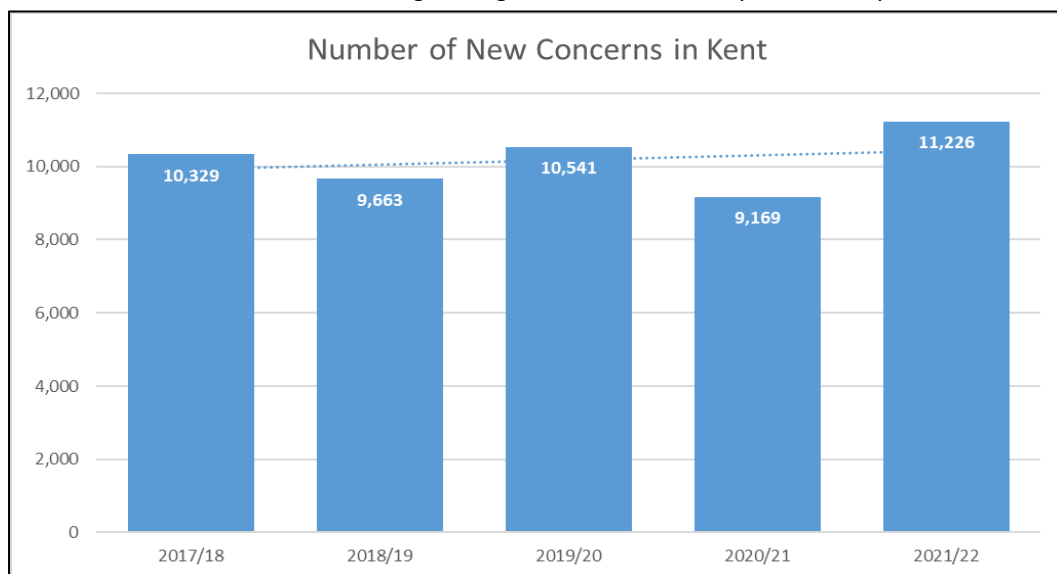
6. New Safeguarding Concerns and Enquiries

The following section looks at the number of new concerns and enquiries raised in Kent for 2021-22 and the demographics of individuals subject to a new safeguarding enquiry.

6.1. New Concerns

The number of safeguarding concerns received has increased on the previous year, however, the increase is more in line with the pre-pandemic trend. In March 2022, a new online form for reporting Safeguarding Concerns was launched, leading to an increase in activity for that month compared to the previous year.

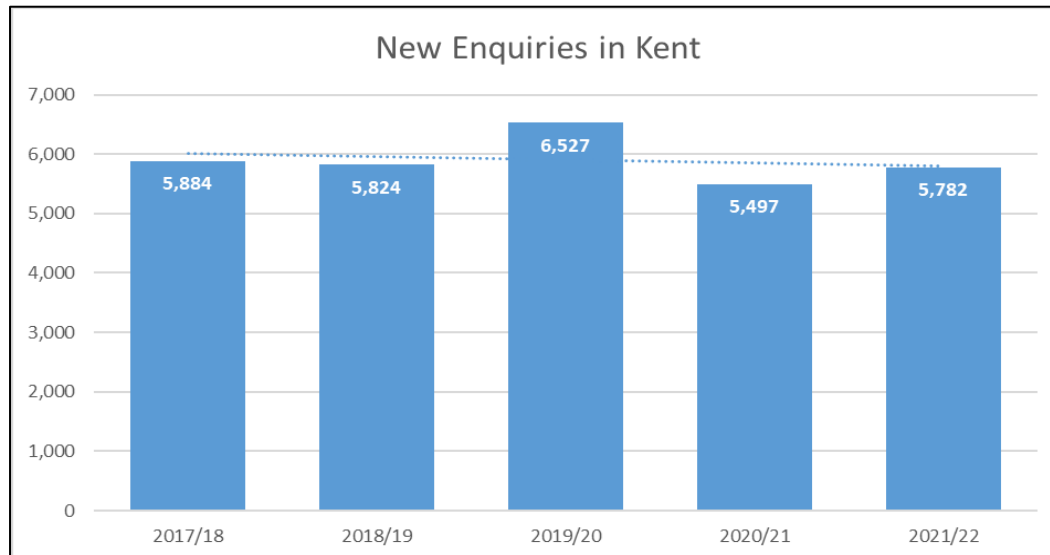
Chart 1: The number of new safeguarding concerns received, by Kent, each year from 2017/18.



6.2. New Enquiries

There was an increase in the number of Safeguarding Enquiries started in 2021/22, compared to the previous year, however they remain lower than the pre-pandemic figures. KCC Adult Social Care and Health (ASCH) implemented a series of improvements in 2021/22, in relation to the safeguarding process and practice, ensuring that the Safeguarding Enquiries that progressed were in line with Care Act (2014) legislation, or signposted appropriately, to provide alternative support to the person concerned.

Chart 2: The number of new safeguarding enquiries commenced, by Kent, each year from 2017/18.



6.3. Demographics of Adults at Risk

This section looks at the main demographics of people subject to a new safeguarding enquiry in 2021/22.

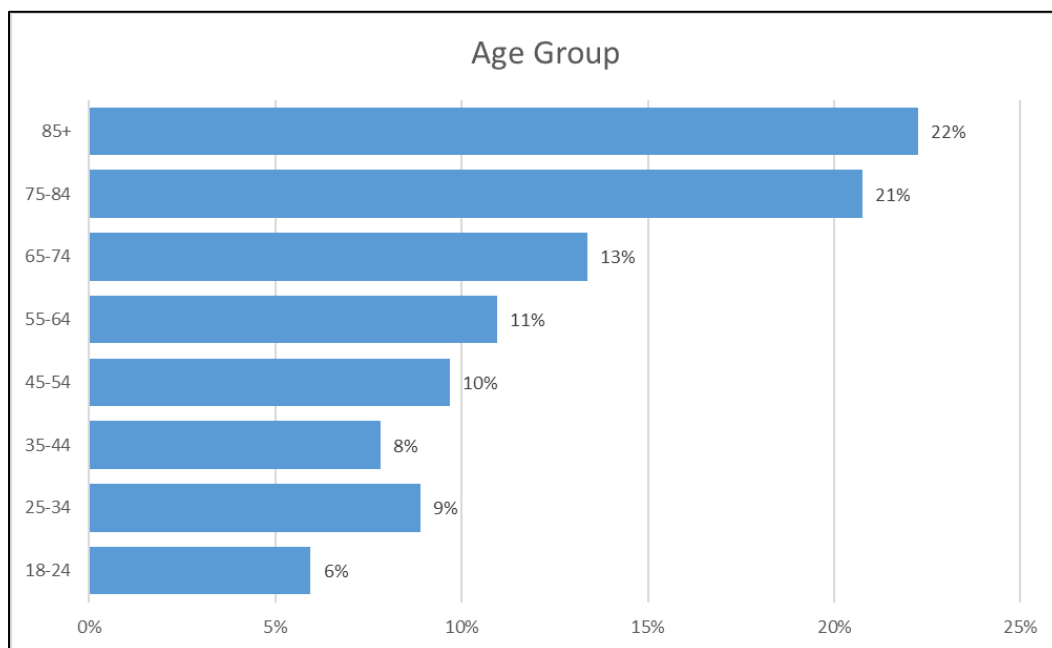
6.3.1. Gender

Proportionately there was a small increase in the number of males compared to the previous year, however 58% were female and 41% were male (there were some whose Gender was unknown).

6.3.2. Age Group

The proportion split of age has not significantly changed on the previous year. The highest proportion of people were aged 75-84 years old (21%) and aged 85+ (22%)

Chart 3: The proportion split of peoples ages, in 2021/22.



6.3.3 Ethnicity

There has been little change to the Ethnicity profile; and the proportion of unknown Ethnicity remains high at 14%.

Table 1: Ethnicity

Ethnicity	2020/21	2021/22
Asian or Asian British	1.8%	1.6%
Black, Black British, Caribbean or African	1.6%	1.5%
Mixed or multiple ethnic groups	1.0%	1.1%
White	80%	81%
Other Ethnic Group	0.8%	0.6%
Unknown	15%	14%

6.3.4. Primary Support Reason

There has been an increase in the proportion of people with no support reason following increases in the volume of risk assessments being completed when a concern has been received. This is to ensure decision-making is recorded appropriately when a concern is not progressed to section 42 enquiry and has led to a higher amount of people involved in an 'enquiry' (a progressed concern) who have had no support reason identified. Concerns that are not progressed to a full enquiry are unlikely to have a Primary Support Reason recorded on Mosaic.

Table 2: Primary Support Reason

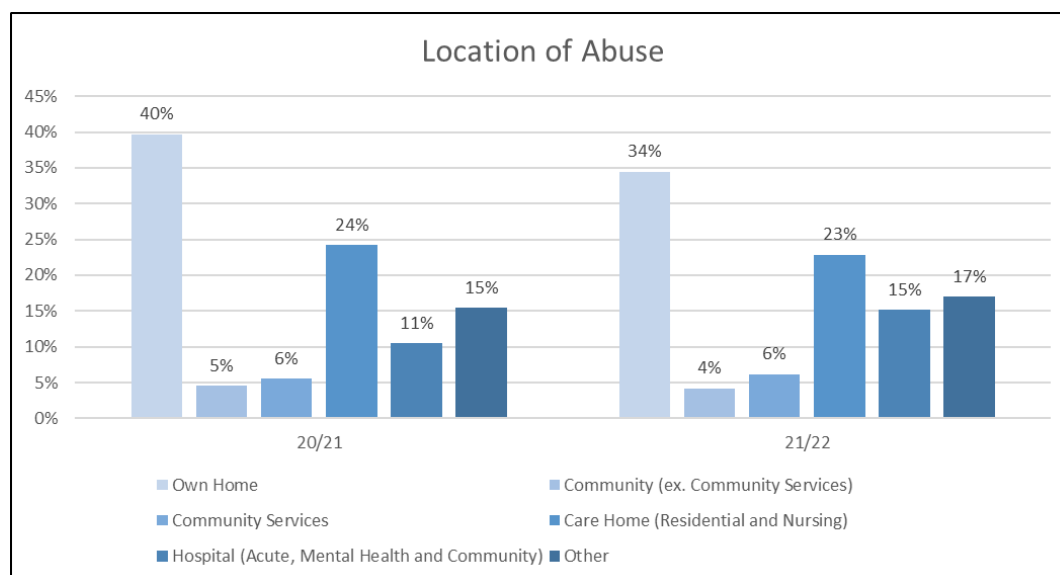
Primary Support Reasons	2020/21	2021/22
Physical	47%	44%
Learning Disability	8%	7%
Mental Health	18%	16%
Memory & Cognition	6%	6%
Social Support	2%	1%
Sensory	2%	1%
No support reason	17%	25%

7. Closed Enquires

7.1. Location of Abuse and Types

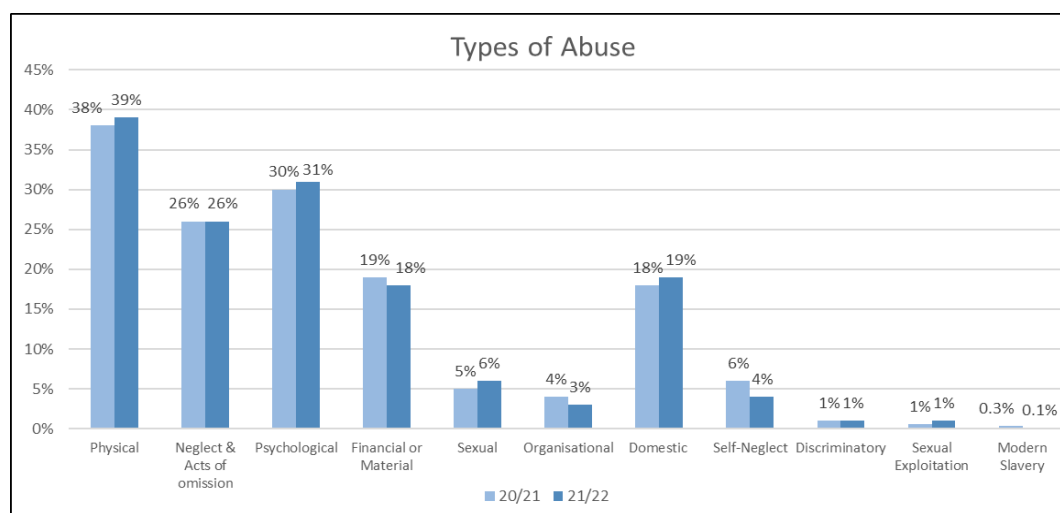
There were decreases in the amount of people who have a location of alleged abuse in their own home or a care home, these are concluded enquiries that may have been initiated during the COVID-19 pandemic. The increase in hospital location of abuse was due to an increase in enquiries being closed in a Mental Health setting as a result of additional resource within the safeguarding function.

Chart 4: The Location of abuse, 2020/21 compared to 2021/22



Physical abuse remains the highest category of alleged abuse, which is consistent with previous years. It is also of note that Physical Abuse and Neglect and Acts of Omission are the two highest categories of abuse identified in neighbouring authorities according to the SAC report. There was a slight change with Self-Neglect, largely due to changes in the way people who were identified as self-neglecting were assisted by Adult Social Care.

Chart 5: Types of Abuse, 2020/21 compared to 2021/22



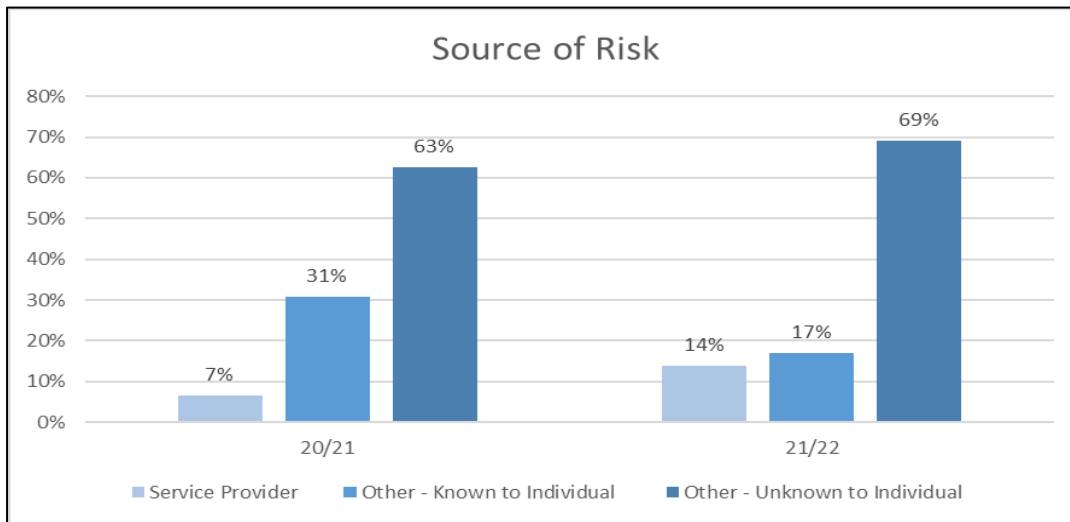
8. Outcomes of Closed Enquiries

The following section looks at the outcomes for closed enquiries covering the source of the risk. For those where risk was identified, whether the risk remained, was reduced or removed. There are cases where risk will legitimately remain after a safeguarding enquiry has been completed e.g. an individual may want to maintain contact with a family member who was identified as a source of risk.

8.1. Source of Risk

Changes made in the recording of safeguarding enquiries have led to improved recording of the source of risk and through having a more robust recording mechanism the volumes of no risk recording has decreased leading to shifts in the source of risk proportions.

Chart 5: Source of risk, 2020/21 and 2021/22



8.2. Risk Outcome

Although the proportion of those with a 'risk removed' has decreased to 33%, more have had their 'risk reduced' leading to a decrease in those with a 'risk remained' at only 9%

Chart 6: Risk Outcomes 2020/21 and 2021/22.

